

PERFORMANCE OF THE MULTIGRID METHOD WITH ALTERNATIVE FORMULATIONS FOR THE NAVIER-STOKES EQUATIONS

Cosmo Damião Santiago, cosmo@utfpr.edu.br

Federal Technology University of Paraná (UTFPR) – Campus of Apucarana
Rua Marcílio Dias, 635, CEP 86812-460 - Apucarana, PR, Brazil.

Carlos Henrique Marchi, marchi@ufpr.br

Department of Mechanical Engineering (DEMEC) – Federal University of Paraná (UFPR), Curitiba - PR, Brazil

Leandro Franco de Souza, lefraso@icmc.usp.br

University of São Paulo (USP) - Department of Applied Mathematics and Statistics – Campus of São Carlos
Av. Trabalhador São-Carlense, 400, CEP 13566-590 São Carlos, SP, Brazil

Luciano Kiyoshi Araki, araki@ufpr.br

Department of Mechanical Engineering (DEMEC) – Federal University of Paraná (UFPR), Curitiba - PR, Brazil

Abstract. *The performance of the geometric multigrid method in solving the two-dimensional incompressible Navier-Stokes equations is studied. Two alternative formulations are employed for the classical lid-driven cavity flow problem: the recent streamfunction-velocity and the streamfunction-vorticity. The main objective of this work is the CPU time reduction by the finding of optimum values for the following multigrid parameters: inner iterations and the number of grid levels, for different Reynolds numbers and different grid sizes. The performance of the two formulations is also compared. The equations are discretized using the Finite Difference Method, with second-order central differencing approximations and uniform grids. The systems of linear equations are solved with the use of the Successive Over-Relaxation (SOR) method, associated to the geometric multigrid. The results show that: the streamfunction-vorticity formulation presents smaller CPU times; the efficiency of the multigrid decreases with the growth of the Reynolds number; and the performance of the multigrid method to solve the Navier-Stokes equations seems to be connected to the physics of the problem.*

Keywords: *Finite difference, CFD, Navier-Stokes equations, streamfunction-velocity, streamfunction-vorticity*

1. INTRODUCTION

The multigrid method (Brandt, 1977; Hackbusch, 1985) has been recognized as one of the most efficient methods to achieve high convergence rates in iterative techniques applied to partial differential equations. This method is based on: grids hierarchy, with the use of coarse and fine grids; a solver, which smoothes properly the oscillatory errors; and transfer operators between the grids. In spite of dealing with only the finest grid, where the solution is expected to be found, the information about the residual and/or the numerical solution is carried out to auxiliary grids, where only few iterations are enough to smooth the numerical error. The information about the residual and/or the solution is carried out to the finest grid by the multigrid operators, providing the numerical solution (Trottenberg *et al.*, 2001).

Based on this philosophy, for elliptical problems, the computational cost for the numerical solution is proportional to the number of variables (N) of the problem; typical speed-up factors are in the range from 10 to 100 when five grid levels are used (Ferziger and Peric, 2001). The speed-up factor (S) measures how faster the multigrid method is, when compared to a solution obtained without its use. However, the difficulties associated to non-elliptical problems, like the advection-difusion equations, frequently cause a significant reduction of the multigrid efficiency. In a purely diffusive problem, for example, like the two-dimensional Laplace equation, with 129×129 nodes, Tannehill *et al.* (1997) found $S = 325$, which should be constant (theoretically), for any problem, if this same grid is considered.

The multigrid method depends on some parameters that influence the CPU time, such as: inner iterations, solver, cycles and restriction and prolongation schemes/operators. According to Trottenberg *et al.* (2001), a single modification in the algorithm might result in a significant reduction of the CPU time requirements. Based on this, a good combination of optimum parameters for the multigrid method is needed to improve its convergence rate.

The basic model, for the incompressible fluid flow, is given by the Navier-Stokes equations (Botella and Peyret, 1998). These are non-linear partial differential equations and can be written in different formulations: primitive variables (velocity-pressure); vorticity-velocity; streamfunction-vorticity (Fox and McDonald, 1995; Fortuna, 2000); and, the recently, streamfunction-velocity (Gupta and Kalita, 2005). The primitive variables formulation demands special treatment for the pressure-velocity coupling; the other ones present as advantage the removal of the difficulties associated to both the pressure determination and the boundary conditions. In the streamfunction-velocity formulation, the Navier-Stokes equations are written only in terms of the streamfunction. According to Gupta and Kalita (2005), this formulation avoids also the difficulties associated to the vorticity calculations at the solid boundaries.

Independently of the adopted formulation, however, the theoretical performance of the multigrid method has not been reached yet for the Navier-Stokes equations, especially for high Reynolds numbers and problems with singular perturbations (Ferziger and Peric, 2001). The speed-up of the multigrid seems to be strongly influenced (and degraded) by the increasing of the Reynolds number (Re): Ferziger and Peric (2001) obtained $S = 42$ and 11 , for the primitive variables formulation, in a uniform grid with 128×128 volumes, for $Re = 100$ and 1000 , respectively.

The reasons why the ideal performance of the multigrid method, for the Navier-Stokes equations, has not been obtained are not clear in the current literature. One possible explanation for such weak performance, which motivates this work, is the coupling of equations; the analyses of this work, therefore, are done for alternative formulations, that do not deal with the pressure-velocity coupling.

Santiago and Marchi (2007) concluded that the efficiency of the multigrid method is not affected by the number of equations. To obtain such result, two formulations for the same linear problem were used: one with one equation and other one with two equations. A good coherence among the best parameters of the multigrid method for both models was observed, with good speed-up values, associated to the optimization of some multigrid parameters.

The objective of this work is to investigate the influence of some parameters of the geometric multigrid method, on the CPU time, for the two-dimensional incompressible Navier-Stokes equations. They are applied for the classical problem of the lid-driven cavity (Rubin and Khosla, 1977; Shankar and Deshpande, 2000), Fig. 1, where u and v are the velocity components in the x and y directions, respectively. Two formulations are used: streamfunction-velocity and streamfunction-vorticity. The analyzed parameters are: the number of nodes; the number of inner iterations; the number of grid levels; and the Reynolds number. For all the studies, uniform grids are used, up to 1025×1025 nodes, with $Re = 100, 400$ and 1000 . Both formulations performances are also compared.

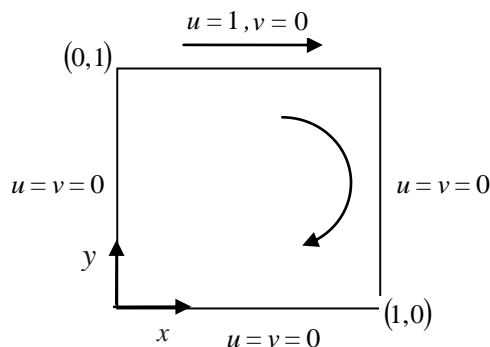


Figure 1. Boundary conditions for the velocities in the lid-driven cavity.

The lid-driven cavity is a classical problem, extensively adopted to validate computational codes involving the Navier-Stokes equations (Ghia *et al.*, 1982; Shankar and Deshpande, 2000). It presents simple geometry and configuration, though there are discontinuities in the two upper corners. Numerical results for moderate Reynolds numbers are commonly found in the literature, using different solution procedures, while only few works show results for high Reynolds numbers, such as done by Erturk (2009).

This classical problem was also used to the study and improvement of the multigrid method for the Navier-Stokes equations. Ghia *et al.* (1982) used the streamfunction-vorticity formulation with a coupled implicit solver, Reynolds numbers varying from 100 to 10000 and grids as refined as 257×257 nodes. In this case, the use of the multigrid method was enough to reduce the CPU time by a factor of four, compared to a singlegrid solution. The same formulation was used by Zhang (2003), to provide comparisons among second, fourth and sixth order approximation functions for the Finite Difference Method. Vanka (1986) preferred to use the primitive variables for the multigrid method, using as solver a symmetric coupled Gauss-Seidel method (SCGS), obtaining solutions for grids up to 321×321 nodes. It was observed that the CPU time increased almost linearly with the number of nodes, as theoretically predicted, but it also depended on the adopted Reynolds number. For $Re = 5000$, for example, it was impossible to reduce the residuals to the desired level, compromising the accuracy of the numerical solution. Yan and Thiele (1998), on other hand, proposed a modified Full Multigrid scheme (FMG) using V-cycle, in which only the residual is restricted to the coarse grid, unlike the FAS, which restricts the residual and the solution.

Yan *et al.* (2007) provided a general verification of the algorithm presented by Yan and Thiele (1998), using high-order convection schemes, laminar and turbulent 2D and 3D models, several geometries and different types of grids, providing a comparison among the performances of the modified full multigrid (FMG), the classical FMG and the singlegrid. The modified FMG presented an expressive performance growth: for the lid-driven cavity, in a 256×256 volumes grid, with $Re = 400$ and 1000 , $S = 187$ and 169 , respectively, for the classical FMG, while for the modified FMG, $S = 289$ and 284 , in this order. These results, however, corroborates the previous studies of Vanka (1986), once the speed-up factor slightly reduces with the increasing of the Reynolds number. Kumar *et al.* (2009) used the primitive variables formulation, using a high order scheme for the convective terms and a second order scheme for the diffusive

ones. It was observed that the number of grid levels did not influence the computational cost. Using a 129x129 nodes grid, with 4 levels and $Re = 1000$ and 5000 , the obtained speed-up factors were about 10.41 and 8.06 respectively. The streamfunction-velocity formulation was firstly proposed by Gupta and Kalita (2005), to solve the lid-driven cavity problem. The accuracy of the numerical solutions was analyzed for grids up to 161x161 nodes and $Re = 10000$, with singlegrid. Santiago *et al.* (2010), using the same formulation, studied the accuracy of the numerical solution for grids up to 1025x1025, optimizing some parameters of the multigrid method, for $Re \leq 5000$.

The next sections of this work presents: the mathematical model (section 2), the numerical model (section 3), the numerical results and their analysis (section 4) and the conclusions (section 5).

2. MATHEMATICAL MODEL

2.1. Streamfunction-velocity: $\psi - v$

Considering the streamfunction-velocity formulation, the two-dimensional Navier-Stokes equations, for an incompressible viscous flow, can be reduced to a forth-order partial differential equation (Gupta and Kalita, 2005):

$$\frac{\partial^4 \psi}{\partial x^4} + 2 \frac{\partial^4 \psi}{\partial x^2 \partial y^2} + \frac{\partial^4 \psi}{\partial y^4} = Re \left[u \left(\frac{\partial^3 \psi}{\partial x^3} + \frac{\partial^3 \psi}{\partial x \partial y^2} \right) + v \left(\frac{\partial^3 \psi}{\partial x^2 \partial y} + \frac{\partial^3 \psi}{\partial y^3} \right) \right] \quad (1)$$

where ψ is the streamfunction, Re is the Reynolds number, and x and y are the spatial coordinates. The velocity components are defined as

$$u = \frac{\partial \psi}{\partial y} \quad \text{and} \quad v = -\frac{\partial \psi}{\partial x} \quad (2)$$

For all the boundaries, Dirichlet boundary conditions are applied, according to Fig. 1.

2.2. Streamfunction-vorticity: $\psi - \omega$

Considering the streamfunction-vorticity formulation, the two-dimensional viscous fluid flow is modeled by the following equations (Schreiber and Keller, 1983; Erturk, 2009):

$$\frac{\partial^2 \omega}{\partial x^2} + \frac{\partial^2 \omega}{\partial y^2} = Re \left(\frac{\partial \psi}{\partial y} \frac{\partial \omega}{\partial x} - \frac{\partial \psi}{\partial x} \frac{\partial \omega}{\partial y} \right) \quad (3)$$

$$\frac{\partial^2 \psi}{\partial x^2} + \frac{\partial^2 \psi}{\partial y^2} = -\omega \quad (4)$$

where ω is vorticity. Equations (3) and (4) are Poisson-like ones and are coupled by two variables, ψ and ω . The velocity components are given by Eq. (2).

3. NUMERICAL MODEL

The domain, shown at Fig. 1, is divided into a given number of nodes, $N = N_x N_y$, where N_x and N_y are related to the number of nodes in each one of the Cartesian coordinate directions x and y , respectively. Each grid node presents as coordinates the pair $(x_i, y_i) = ((i-1)h_x, (j-1)h_y)$, where $h_x = 1/(N_x-1)$ and $h_y = 1/(N_y-1)$ are the grid size elements in each one of the coordinate directions, and i varies from 1 to N_x , while j varies from 1 to N_y . The partial differential equations are discretized by the use of the Finite Difference Method (Tannehill *et al.*, 1997), using uniform grids and second order approximation schemes.

A second order compact scheme (Lele, 1992) was employed for the streamfunction-velocity formulation. In this scheme, each node (x_i, y_i) is connected to its eight closer neighbors, resulting in a nine diagonal matrix of coefficients. The velocity components, Eq. (2), are evaluated using forth order approximation functions, as suggest by Gupta and Kalita (2005). For the streamfunction-vorticity formulation, the second order central differencing scheme (CDS) is employed (Tannehill *et al.*, 1997), originating a five diagonal matrix of coefficients. In both formulations, the system of linear equations originated by the discretization of Eqs. (1), (3) and (4) can be written as

$$A^h \phi^h = f^h \quad (5)$$

where A^h is a discrete operator, ϕ^h is the numerical solution, f^h is the independent term, and $h = h_x = h_y$ is the grid spacing. For refined grids, with small values of h , the system given by Eq. (5) can reach millions of unknowns.

There are two possibilities about the data transfer among grids for the multigrid method. In the first option, only the residual is transferred, providing the methodology known as Correction Scheme (CS), more appropriated for linear problems. The second option is the transference of both the residual and the solution, according a methodology known as Full Approximation Scheme (FAS), more appropriate for non-linear problems (Brandt, 1977). In the present work, the FAS scheme, associated to the V-cycle and a coarsening ratio of two was adopted for the multigrid method.

In a typical FAS V-cycle, the system of linear equations, in the finest grid, is solved using only few iterations. The residual, given by $R^h = f^h - A^h \phi^h$, and the approximated solution are transferred to the nearest coarser grid, in which the solution is updated with the use of the residual and then some more few iterations are made, providing a new solution approximation. This process is repeated up to the chosen coarsest grid, in which the correction is interpolated and used to correct the solution in the immediately finer grid. The system of equations is solved in all the grid levels.

The information transfer process among the grids requires the use of some operators, for both restriction and prolongation processes. In both cases, literature provides several options, for example: injection, full weighting and half weighting, for restriction; and bilinear, trilinear and cubic interpolation, for prolongation (Briggs *et al.*, 2000; Trottenberg *et al.*, 2001). The most used operators, however, are the injection (for restriction) and the bilinear interpolation (for prolongation). Attention must also be paid to the error smoothing properties: the used solver must guarantee this property (Trottenberg *et al.*, 2001; Wesseling and Oosterlee, 2001). In the present work, the Successive Over-Relaxation (SOR) method was adopted as smoother. An outer iteration is characterized by a complete V-cycle, while the inner iteration is concerned about the smooth iteration carried out in the SOR method in any grid level.

3.1. Streamfunction-velocity: $\psi - v$

In this formulation, there is only one system of linear equations to be solved with the multigrid method. Both the residual and the approximated solution were transferred by a full weighting (in the restriction) and interpolated by the bilinear operator (prolongation), because the use of injection for the restriction process caused the divergence for all the tests. Each inner iteration of the SOR solver was over-relaxed by a parameter $\lambda \in (0;1.4)$. The best results, based on numerical tests, was obtained with $\nu = 1$ in the finest grid and $\nu = 20$ in the coarsest grid. In the end of each V-cycle, the convergence process is checked, based on the ratio between the infinity norm evaluated in the k iteration and the same norm evaluated in the first iteration. The iterative process was interrupted when

$$\|R^k\|_{\infty} / \|R^1\|_{\infty} \leq 10^{-7} \quad (6)$$

where R^k is the residual of ψ in the k iteration, and R^1 is the residual in the first iteration. The velocity components were updated only in the finest grid, using the numerical approximations of Eq. (2), the TDMA method and the boundary conditions specified in Fig. 1; $\psi = 0$ was employed as initial guess for the calculations.

3.2. Streamfunction-vorticity: $\psi - \omega$

In this formulation, there are two Poisson-like equations, which provide two systems of linear equations: one associated to the vorticity and the other one, to the streamfunction. Both the residual and the approximated solution were transferred by injection (in the restriction) and interpolated by the bilinear operator (prolongation), once the use of full weighting for the restriction process caused the divergence for all the tests. Each inner iteration of the SOR solver was sub-relaxed by a parameter $\lambda \in (0;1)$; a reduction of about 5% was observed in the CPU time in some intermediate grids, when there was no relaxation for the streamfunction. There is a coupling between ψ and ω , clearly seen in Eqs. (3) and (4); in this case, the vorticity solution is used as a source-term to evaluate the streamfunction in the iterative process. From numerical results, it was observed that $\nu = 1$, in the finest grid, was the best choice for both vorticity and streamfunction equations.

At the boundaries, the vorticity is evaluated only for the finest grid according the second-order Jensen formula (Erturk, 2009; Chen *et al.*, 2008), given by

$$\omega_c = \frac{7\psi_c - 8\psi_1 + \psi_2}{2h^2} - \frac{3u_c}{h} \quad (7)$$

where the indices: c denotes a node on the boundary, 1 the adjacent node to the boundary (neighbor to c) and 2 the node in the second line adjacent to the boundary (neighbor to 1). The velocity components were evaluated in a post-

processing step, using numerical approximations of Eq. (2), the TDMA method and boundary conditions specified in Fig. 1. The initial guesses are $\psi = \omega = 0$ and the iterative process is interrupted when the following criterion is achieved

$$\max\left(\|R_{\psi}^k\|_{\infty} / \|R_{\psi}^1\|_{\infty}, \|R_{\omega}^k\|_{\infty} / \|R_{\omega}^1\|_{\infty}\right) \leq 10^{-7} \quad (8)$$

where R^k is the residual in the k iteration, R^1 is the residual in the first iteration, and the index is related to the variable.

According to Ghia *et al.* (1982), the use of traditional iterative methods to solve the discrete systems associated to the Navier-Stokes equations leads to very low convergence rates, which are, in general, dependent on parameters as the Reynolds number and the grid refinement. Even when the multigrid method is used, some numerical results (not presented in this work) show that both the Gauss-Seidel and the Modified Strongly Implicit (MSI) (Schneider and Zedan, 1981) methods are extremely slow, with worse performances for higher Reynolds numbers.

4. RESULTS

Numerical multigrid codes were implemented using Fortran 95 language. The simulations were done in desktop computer, with an Intel Core 2 Duo processor, 2.66 GHz and 8 GB RAM, using one core. For each formulation, about 300 simulations were done to evaluate the effects, on the CPU time, of the number of inner iterations (ν), the number of grid levels (L), the size of the problem (N) and the Reynolds number (Re). The optimum value of a parameter is defined as the value which presents the minimum CPU time, when the other parameters are kept constant; in this case, $\nu_{optimum}$ is the optimum number of inner iterations, while $L_{optimum}$ is the optimum number of grid levels.

In the ψ - ν formulation, a strong sub-relaxation ($\lambda = 0.001$) was necessary for the 65x65 nodes grid, with $Re = 1000$; in all the other simulations of this formulation, the value of $\lambda = 1.3$ was adopted. Gupta and Kalita (2005) also reduced the relaxation parameter for high Reynolds numbers and coarser grids; the adopted solver, however, was the Bi-Conjugated Gradient Stabilized method (BiCGStab) (Burden and Faires, 2003). In the ψ - ω formulation, for $Re = 100$, the value of $\lambda = 0.8$ for almost all grids. Smaller values of λ were employed for coarser grids with high Reynolds numbers: for example, for $Re = 1000$, in the 1025x1025 nodes grid, $\lambda = 0.8$ was enough to guarantee the numerical solution convergence; this value, however, was gradually reduced, reaching 0.02 for the 65x65 nodes grid.

4.1. Inner iterations (ν)

The effect of the number of inner iterations (ν) was analyzed for the grids with $N = 65 \times 65$, 129×129 , 257×257 , 513×513 and 1025×1025 nodes and $Re = 100$, 400 and 1000. The influence of ν on the CPU time is shown in Fig. 2 for (a) $Re = 100$, (b) $Re = 400$ and (c) $Re = 1000$; the value of ν , which provides the minimum CPU time, is indicated with a "star" symbol (\star).

In the ψ - ν formulation, there is not a unique value for $\nu_{optimum}$: for $Re = 100$ and 400 (Figs. 2a and 2b), $\nu_{optimum}$ increases with the grid refinement (increasing of the number of nodes), while for $Re = 1000$ (Fig. 2c) this behavior is not observed. The CPU time behavior, for $Re = 100$ (Fig. 2a), was similar to the one observed by Santiago and Marchi (2008) for two-dimensional models: Navier, Burgers (coupled) and Laplace equations; there was no convergence, however, when $\nu < \nu_{optimum}$ for $Re = 100$. Another important remark is the sensitivity of ν to the Reynolds number and the grid refinement, especially for $Re > 100$ (Figs. 2b and 2c).

In the ψ - ω formulation, excepted by the 65x65 nodes grid, $\nu_{optimum} = 4$ for $Re = 100$ (Fig. 2a). For the other Reynolds numbers, however, this was not the observed behavior. For $Re = 400$ (Fig. 2b), $\nu_{optimum} = 4$ for the 257x257 nodes grid, while for both the 65x65 and 129x129 nodes grid, $\nu_{optimum} = 5$ (the use of $\nu = 4$ implied in an increment of about 5% in the CPU time). And for $Re = 1000$ (Fig. 2c), $\nu_{optimum} = 4$ for the 65x65 and 513x513 nodes grids and $\nu_{optimum} = 2$ for the 129x129, 257x257 and 513x513 nodes grids. It must be noted that, for this formulation, except by the 65x65 nodes grid with $Re = 100$, there was no convergence when $\nu > \nu_{optimum}$.

4.2. Number of grid levels (L)

The influence of the number of grid levels (L) on the CPU time was studied using grids with $N = 129 \times 129$, 257×257 and 513×513 nodes, $Re = 100$, 400 and 1000 and the $\nu_{optimum}$ values obtained in the previous section. For each grid, L could assume values in the range $1 \leq L \leq L_{maximum}$, being $L = 1$ correspondent to the singlegrid method and $L = L_{maximum}$, to the use of all the possible auxiliary grids, with the coarsest grid presenting only one internal node. For example, for the grid 513x513, the auxiliary grids are 257x257, 129x129, 65x65, 33x33, 17x17, 9x9, 5x5 and 3x3, totalizing (with the finest grid) $L_{maximum} = 9$ grids.

Figure 3 presents the numerical results about the influence of L on the CPU time; the value of L , which provides the minimum CPU time, is indicated with a "star" symbol (\star). In the ψ - ν formulation, for $Re = 100$ (Fig. 3a), numerical results corroborate previous analyses made for other problems (Santiago and Marchi, 2008; Pinto and Marchi, 2007): $L_{optimum} = L_{maximum}$, in other words, the minimum CPU time was obtained with the use of all possible auxiliary grids. The use of smaller values of L implies in an increment of the CPU time, which can be small, of about only 5%, when $L =$

$L_{maximum} - (1 \text{ to } 4)$, or significant, when an even smaller number of auxiliary grids is employed. Similar behavior is observed for $Re = 400$ (Fig. 3b) and $Re = 1000$ (Fig. 3c). The CPU time increment, when $L > L_{maximum} - (1 \text{ to } 4)$, however, is smaller than the observed for $Re = 100$. The use of more refined grids (513x513 nodes) seems to expand the range in which the CPU time is not much affected by the choice of L once, for $Re = 400$ and 1000, only a tiny variation of the CPU time (smaller than 3%) is observed for $L > L_{maximum} - (1 \text{ to } 6)$; in the coarser grid (129x129 nodes), nevertheless, the choice of $L_{optimum} = L_{maximum}$ is more obvious, for $Re = 1000$.

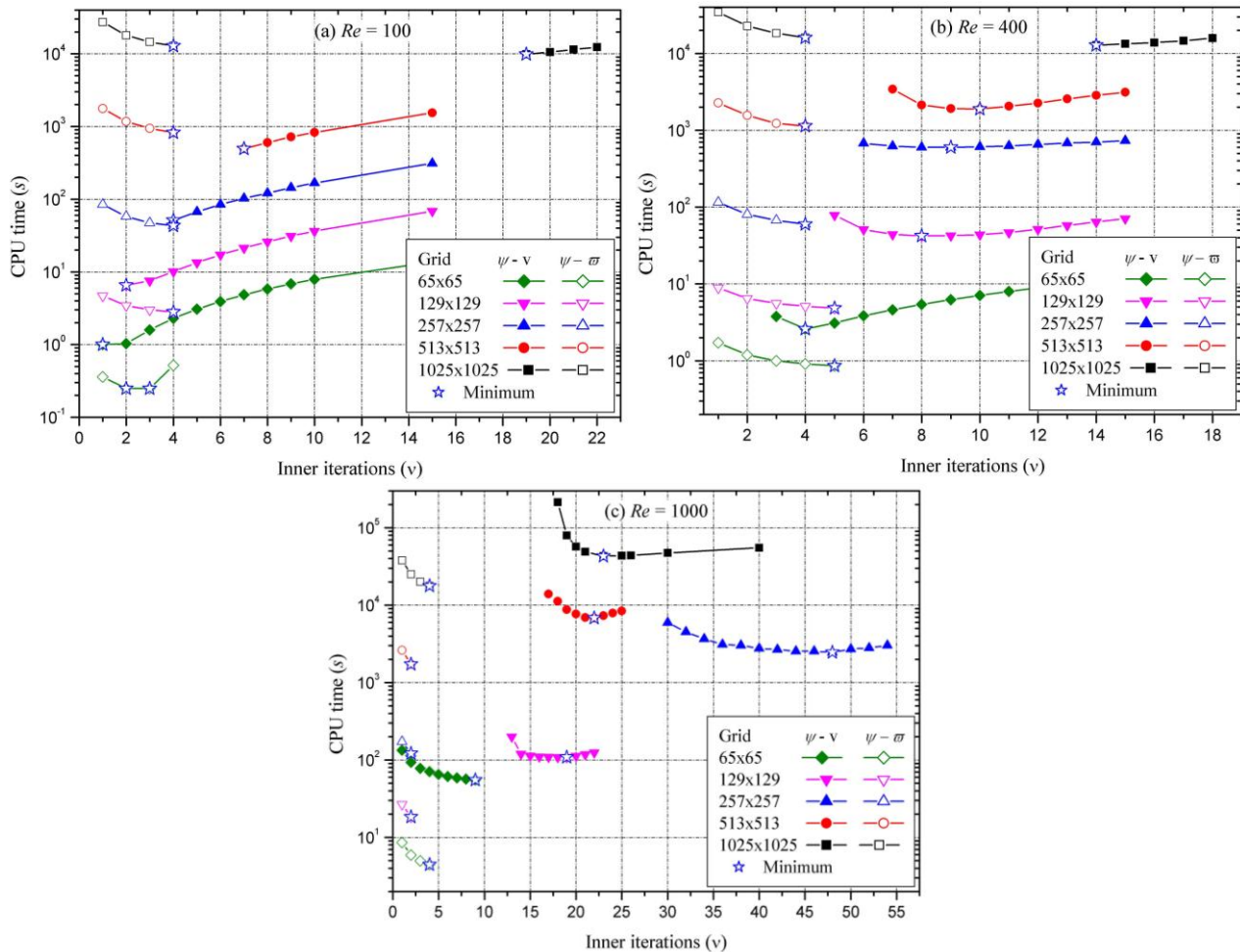


Figure 2. Effect of the number of inner iterations on the CPU time.

In the $\psi-\omega$ formulation, there is an independence of the CPU time about the adopted Reynolds number. In all the cases, again, $L_{optimum} = L_{maximum}$. The CPU time increment, when $L > L_{maximum}$ is more expressive than the observed for the $\psi-v$ formulation: taking the 513x513 nodes grid, for example, and using $L = L_{maximum} - (1 \text{ to } 3)$, the CPU time grows 9.5% for $Re = 100$ and 10% for $Re = 1000$ (remembering that this values were about 3 to 5% for the previous formulation).

All the conclusions for L obtained in this work are consistent on other results presented in the literature: Pinto and Marchi (2006) recommend the use of $L = L_{maximum}$ for the Laplace equation, while for this same problem Tannehill *et al.* (1997) showed that the computational effort using $L = 4$ or 5 was practically the same of using $L = L_{maximum}$, for a 129x129 nodes grid. Otherwise, Rabi and De-Lemos suggest the use of at least 4 levels in solving the two-dimensional advection-diffusion problem. Qualitatively, this work presents an excellent agreement to the behavior shown by Pinto and Marchi (2006) for the two-dimensional Laplace equation and by Santiago and Marchi (2007) for the two-dimensional Laplace and Navier equations, even if another problem (Navier-Stokes equations), with alternative formulations and the FAS scheme are employed.

4.3. Size of the problem (N)

In this section, the values of $v_{optimum}$ and $L_{optimum}$ found in the previous ones are employed. Grid sizes varies from $N = 17 \times 17$ nodes up to $N = 129 \times 129$ for the $\psi-v$ formulation, and up to $N = 513 \times 513$ for the $\psi-\omega$ one, using the singlegrid method. This limitation is associated to the fact that the CPU time increases fast with the growth of N . For coarser grids,

it was not possible to obtain numerical solutions for $Re = 400$ and 1000 and, using the multigrid method, numerical results were obtained to grids with up to $N = 1025 \times 1025$ nodes, for both formulations.

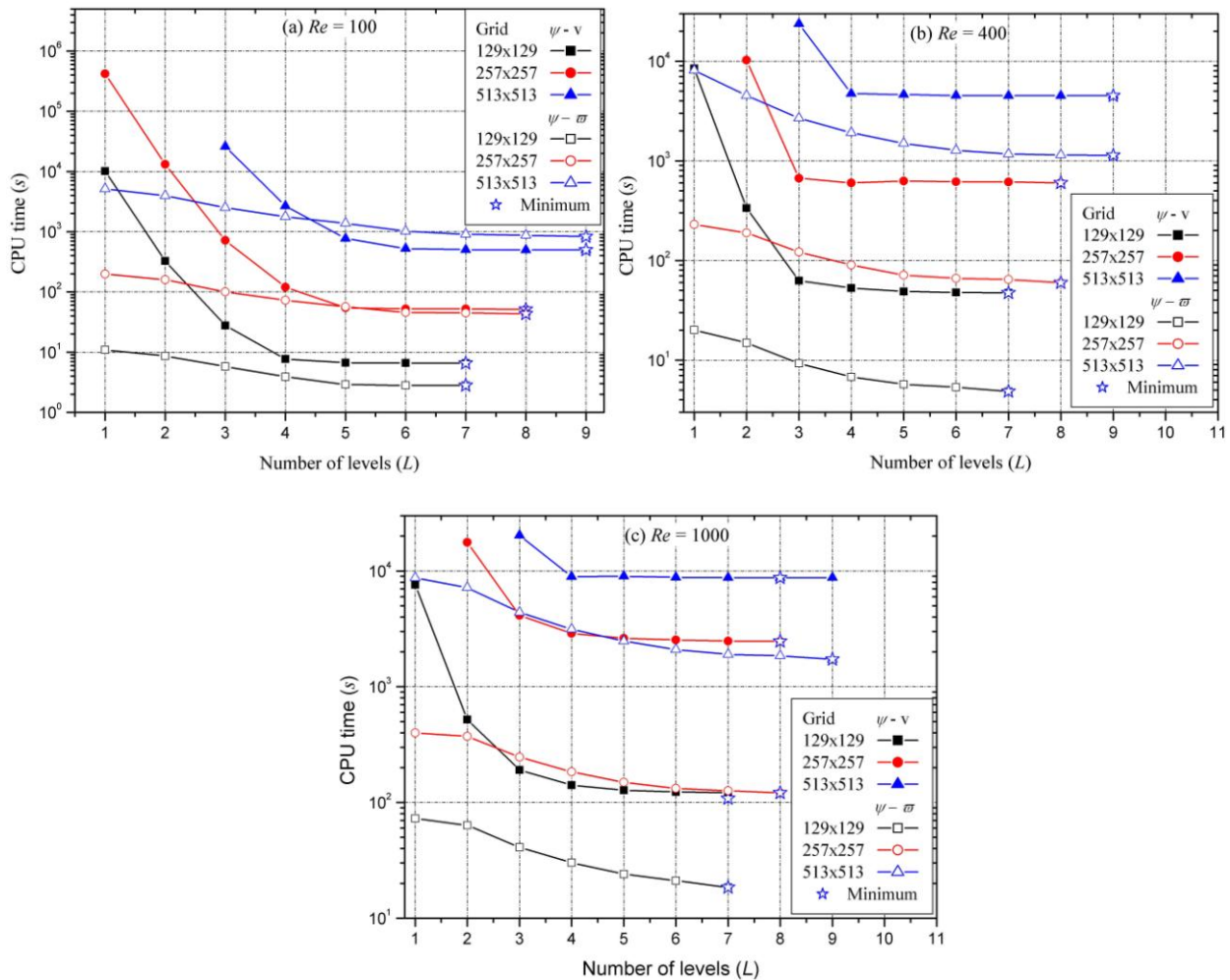


Figure 3. Effect of the number of levels on the CPU time.

The CPU time behavior, using both the multigrid and the singlegrid methods, is shown at Fig. 4: the more refined the grid is, the more advantageous is the use of the multigrid, in agreement with Ferziger and Peric (2001). Such behavior is more visible for the $\psi - v$ formulation (Fig. 4a): taking the 65×65 and 129×129 nodes grids, for example, the speed-up's (S) for the multigrid method are $S = 203$ and $S = 60$ (for $Re = 100$ and 400 , respectively), for the former grid, and $S = 1543$ and $S = 185$ (for $Re = 100$ and 400 , respectively), for the later grid. These results, furthermore, show the reduction of the speed-up with the growth of the Reynolds number (for $N = 129 \times 129$ and $Re = 1000$, $S = 69$) and agree with the observations of Vanka (1986) and Yan *et al.* (2007).

Another observation for the $\psi - v$ formulation (Fig. 4a) is the absence of proportionality between the growths of the computational effort and the number of grid nodes (represented by N). For example, for $Re = 100$, when the N doubles in each direction, from $N = 129 \times 129$ to $N = 257 \times 257$, CPU time increases 8 times, while this variation is of about 9.6 times for the next grid refinement, $N = 257 \times 257$ to $N = 513 \times 513$. Similar behavior is observed for other Reynolds numbers: for $Re = 400$, these augments are of about 14 and 7.5, for the same grid refinements, and for $Re = 1000$, the found values of these growths are 22.7 and 3.6, respectively.

For the $\psi - \omega$ formulation (Fig. 4b), although the CPU time associated to the multigrid method is smaller than the obtained with the use of the singlegrid, the speed-up values are really small and almost constant, for $N > 65 \times 65$ nodes. For example, $S = 4$ for $Re = 100$ and $N = 129 \times 129$ nodes, while $S = 6$ for $N = 513 \times 513$, keeping the same Reynolds number, and $S = 5$ for $Re = 1000$ and $N = 513 \times 513$ nodes. These results are similar to the ones obtained by Ghia *et al.* (1982), who used the same formulation.

Comparing both formulations, the $\psi - \omega$ one presents, in general, the smaller CPU times. This analysis does not count on the values of the speed-up, once for each formulation, the CPU time associated to the singlegrid method is different, with much higher values observed to the $\psi - v$ formulation.

The text-book performance of the multigrid method is observed for some two-dimensional problems, such as the Laplace, Navier and Burgers equations (Tannehill *et al.*, 1997; Santiago and Marchi, 2007). However, for two-dimensional flows, governed by the Navier-Stokes equations, and using primitive variables, the multigrid performance is much smaller, as observed by Ferziger and Peric (2001). This performance reduction could be associated to the pressure-velocity coupling, existent in the primitive variables formulation. Using alternative formulations, however, this coupling effect does not exist any more. The numerical results presented in this work, for both the ψ - v and the ψ - ω formulations, nevertheless, show the same performance degeneration and agree with Ghia *et al.* (1982) results. Based on this, it is likely to attribute the performance degeneration of the multigrid method, for the Navier-Stokes equations, mainly to the physics of the problem; other factors, including the mathematical formulation and the multigrid parameters, seem to have a secondary role.

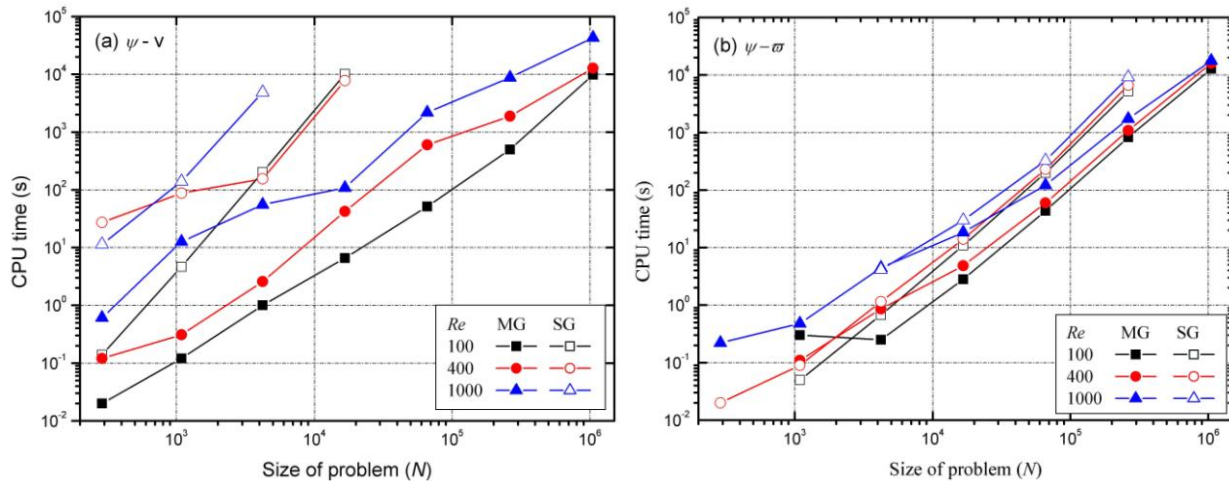


Figure 4. Multigrid performance compared to the singlegrid one for both formulations.

5. CONCLUSION

The two-dimensional incompressible flow in the lid-driven cavity was solved using two alternative formulations (streamfunction-velocity and streamfunction-vorticity), in order to analyze the influence of the chosen formulation on the geometric multigrid performance. Some multigrid parameters were also studied: the number of inner iterations (ν) and the number of grid levels (L), for different Reynolds numbers (Re) and different grid sizes (N). The chosen multigrid method includes: FAS scheme, V-cycle and refinement ratio equals to 2. For both formulations, the differential equations were discretized by the Finite Difference Method, with second order central differencing approximations and uniform grids. The systems of linear equations were smoothed using the SOR method.

As main results, it was verified that:

- 1) The CPU time is strongly influenced by the adopted values of ν , L , N and Re .
- 2) $\nu_{optimum}$ is not the same for all the grids and varies with N and Re , beyond its dependence on the adopted formulation.
- 3) Usually, $L_{optimum} = L_{maximum}$.
- 4) For the same values of N and Re , the ψ - ω formulation presents, in general, the smaller CPU time values.
- 5) The degeneration of the multigrid performance observed for the Navier-Stokes equations seems to be related mainly to the physics of the problem; other factors, such as the mathematical formulation and the multigrid parameters, seem to have a secondary role.

6. ACKNOWLEDGEMENTS

The first author would like to acknowledge the Laboratory of Numerical Experimentation (LENA) of the Department of Mechanical Engineering (DEMEC), the Federal University of Paraná (UFPR) and the Federal Technology University of Paraná (UTFPR) by the physical support provided to the conclusion of this work. The second author is supported by a scholarship by CNPq (Conselho Nacional de Desenvolvimento Científico e Tecnológico, Brazil). The authors would like to acknowledge, also, the financial support provided by CNPq, CAPES (Coordenação de Aperfeiçoamento de Pessoal de Nível Superior, Brazil), Fundação Araucária (Paraná, Brazil) and the Brazilian Space Agency (AEB), by the UNIESPAÇO Program.

7. REFERENCES

- Botella, O. and Peyret, R., 1998, "Benchmark spectral results on the lid-driven cavity flow", *Computers & Fluids*, Vol. 27, pp. 421-433.
- Brandt, A., 1977, "Multi-Level adaptive solutions to boundary-value problems. *Mathematics of Computation*", Vol. 31, No.138, pp. 333-390.
- Briggs, W.L., Henson, V.E. and McCormick, S.F., 2000, "A Multigrid Tutorial". 2nd Ed., SIAM.
- Burden, R.L. and Faires, J.D., 2003, "Análise Numérica", Ed. Pioneira Thomson Learning, São Paulo, Brasil.
- Chen, S., Tolke, J. and Krafczyk, M., 2008, "A new method for the numerical solution of vorticity-streamfunction formulations", *Computer Methods in Applied Mechanics and Engineering*, Vol. 198, pp. 367-376.
- Erturk, E., 2009, "Discussions on driven cavity flow", *International Journal for Numerical Methods in Fluids*; Vol. 60, pp. 275-294
- Ferziger, J.H. and Peric, M., 2001, "Computational Methods for Fluids Dynamics". 3rd ed., Springer.
- Fortuna, A. O., 2000, "Técnicas Computacionais para Dinâmica dos Fluidos", Edusp, São Paulo, Brasil.
- Fox, R.W., McDonald, A.T., 1995, "Introdução à Mecânica dos Fluidos", Guanabara Koogan, Rio de Janeiro, Brasil.
- Ghia, U., Ghia, K.N. and Shin, C.T., 1982, "High-Re solutions for incompressible flow using the Navier-Stokes equations and a multigrid method", *Journal of Computational Physics*, Vol. 48, pp. 387-411.
- Gupta, M.M. and Kalita, J.C., 2005, "A new paradigm for solving Navier-Stokes equations: streamfunction-velocity formulation", *Journal of Computational Physics*, Vol. 207, pp. 52-68.
- Hackbusch, W., 1985, "Multi-Grid Methods and Applications", Springer-Verlag, Berlin.
- Kumar, D.S., Kumar, K.S. and Das, M.K., 2009, "A fine grid solution for a lid-driven cavity flow using multigrid method", *Engineering Applications of Computational Fluid Mechanics*, Vol 3, No. 3, pp. 336-354.
- Lele, S.K., 1992, "Compact finite difference schemes with spectral-like resolution", *Journal of Computational Physics*, Vol. 103, pp. 16-42.
- Pinto, M.A.V. and Marchi, C.H., 2006, "Efeito de parâmetros do método multigrid CS e FAS sobre o tempo de CPU para a equação de Laplace Bidimensional", *Proceedings of the 11th Brazilian Congress of Thermal Sciences and Engineering (ENCIT)*, Curitiba, Brazil.
- Pinto, M.A.V. and Marchi, C.H., 2007, "Optimum parameters of a geometric multigrid for the two-dimensional Laplace's equation", *Proceedings of 19th International Congress of Mechanical Engineering (COBEM)*, Brasília, Brazil.
- Rabi, J.A. and DeLemos, M.J.S., 2001, "Optimization of convergence acceleration in multigrid numerical solutions of conductive-convective problems", *Applied Mathematics and Computation*, Vol. 124, No. 2, pp. 215-226.
- Rubin, S.G. and Khosla, P.K., 1977, "Polynomial Interpolation Methods for Viscous Flow Calculations", *Journal of Computational Physics*, Vol. 24, pp. 217-244.
- Santiago, C.D. and Marchi, C.H., 2007, "Optimum parameters of a geometric multigrid for a two-dimensional problem of two-equations", *Proceedings of 19th International Congress of Mechanical Engineering (COBEM)*, Brasília, Brazil.
- Santiago, C.D. and Marchi, C.H., 2008, "Parâmetros ótimos do método multigrid geométrico CS e FAS para problemas 2D com duas equações", *Proceedings of XXIX Iberian Latin American Congress in Computational Methods in Engineering (CILAMCE)*, Maceió, Brazil.
- Santiago, C.D., Marchi, C.H. and Souza, L.F., 2010, "Análise do desempenho do método multigrid geométrico com a formulação função de corrente e velocidade", *Anais do VI Congresso Nacional de Engenharia Mecânica (CONEM)*, Campina Grande, Paraíba.
- Schneider, G.E. and Zedan, M., 1981, "A Modified Strongly Implicit Procedure for Numerical Solution of Field Problems", *Numerical Heat Transfer*, Vol. 4, pp. 1-19.
- Schreiber, R. and Keller, H.B., 1983, "Driven cavity flows by efficient numerical techniques", *Journal of Computational Physics*, Vol. 49, pp. 310-333.
- Shankar, O.N. and Deshpande, M.D., 2000, "Fluid mechanics in the driven cavity", *Annual Review of Fluid Mechanics*, Vol. 32, pp. 93-136.
- Tannehill, J.C., Anderson, D.A. and Pletcher, R.H., 1997, "Computational fluid mechanics and heat transfer Washington", Taylor & Francis, 2 Ed.
- Trottenberg, U., Oosterlee C. W. and Schüller A., 2001, "Multigrid". Academic Press.
- Vanka, S.P., 1986, "Block-Implicit Multigrid Solution of Navier-Stokes Equations in Primitive Variables", *Journal of Computational Physics*, Vol. 65, pp. 138-158.
- Wesseling, P. and Oosterlee, C. W., 2001, "Geometric Multigrid with Applications to Computational Fluid Dynamics", *Journal of Computation and Applied Mathematics*, Vol. 128, pp. 311-334.
- Yan, J. and Thiele, F. 1998, "Performance and accuracy of an modified full multigrid algorithm for fluid flow and heat transfer". *Numerical heat transfer, Part B*, Vol 34, pp. 323-338.
- Yan, J., Thiele, F. and Xue L. 2007, "A modified full multigrid algorithm for the Navier-Stokes equations". *Computer & Fluids* Vol. 36, pp. 445-454.

Zhang , J., 2003 , “Numerical Simulation of 2D Square Driven Cavity Using Fourth-Order Compact Finite Difference Schemes”, Computers and Mathematics with Applications, Vol. 45, pp. 43-52.

8. RESPONSIBILITY NOTICE

The authors are the only responsible for the printed material included in this paper.